
















Sustainable Accounting Standards Board (SASB) Index

This document maps our disclosures to the standards set by the Sustainability Accounting Standards Board. (SASB). These standards help to guide the reporting of environmental, social, and governance issues most relevant to stakeholders. We are disclosing on the topics that we consider material to our operations, using SASB's standards for the hardware and software & IT industries.

The metrics and information presented throughout this document are for Dell Technologies ("Dell," "we" or "our"), excluding VMware. Data for RSA, Secureworks, Boomi, Virtustream and Dell Financial Services is included where relevant as of the date of this document unless otherwise noted. Data for RSA is included only until the date of the divestiture, Sept. 1, 2020.

SASB			
Environment			
Energy Management		Information Links	Page(s)
TC-SI-130a.1	(1) Total energy consumed, (2) percentage grid electricity, (3) percentage renewable, (4) total self-generated energy	Energy Use by Source  CDP  FY21 Progress Made Real Report	
Water & Wastewater Management		Information Links	Page(s)
TC-SI-130a.2	(1) Total water withdrawn, (2) total water consumed, percentage of each in regions with High or Extremely High Baseline Water Stress	Water Use and Sources  CDP	
Social Capital			
Customer Privacy		Information Links	Page(s)
TC-SI-220a.1	Description of policies and practices relating to behavioral advertising and customer privacy	 How We Win: Dell Technologies Code of Conduct  Dell location-specific privacy policies	34

TC-SI-220a.4	(1) Number of law enforcement requests for customer information, (2) number of customers whose information was requested, (3) percentage resulting in disclosure	Requests for Customer Information  Dell location-specific privacy policies	
Data Security		Information Links	Page(s)
TC-HW-230a.1	Description of approach to identifying and addressing data security risks in products	 2021 10-K  Security and Trust Center  Dell location-specific privacy policies	20
TC-SI-230a.1	(1) Number of data breaches, (2) percentage involving personally identifiable information (PII), (3) number of customers affected	Data Breaches	
Human Capital			
Employee Engagement, Diversity & Inclusion		Information Links	Page(s)
TC-SI-330a.2	Employee engagement as a percentage	Employee Engagement	
TC-SI-330a.1	Percentage of employees that are foreign nationals	Foreign Employees	
TC-HW-330a.1; TC-SI-330a.3	Percentage of gender representation for (1) management, (2) technical staff, and (3) all other employees	 FY21 Progress Made Real Report	79
TC-HW-330a.1; TC-SI-330a.3	Percentage of racial/ethnic group representation for (1) management, (2) technical staff, and (3) all other employees	 FY21 Progress Made Real Report	79-81
Business Model & Innovation			
Product Design & Lifecycle Management		Information Links	Page(s)
TC-HW-410a.3	Percentage of eligible products, by revenue, that meet ENERGY STAR® criteria.	ENERGY STAR® Products SASB Energy Star and EPEAT certified products FY21	
TC-HW-410a.1	Percentage of products by revenue that contain IEC 62474 declarable substances.	Declarable Substances  Materials Restricted for Use  Dell Position Statement on	

TC-HW-410a.2 Percentage of eligible products, by revenue, meeting the requirements for EPEAT registration or equivalent

[Product Reporting](#)
[SASB Energy Star and EPEAT certified products FY21](#)

Supply Chain Management

Information Links Page(s)

TC-HW-430a.1 Percentage of Tier 1 supplier facilities audited in the RBA Validated Audit Process (VAP) or equivalent, by (a) all facilities and (b) high-risk facilities

[Tier 1 Supplier Facilities](#)
[2020 Supply Chain Sustainability Progress Report](#) 8 and 35-41

TC-HW-430a.2 Tier 1 suppliers' (1) non-conformance rate with the RBA Validated Audit Process (VAP) or equivalent, and (2) associated corrective action rate for (a) priority non-conformances and (b) other non-conformances

[Tier 1 Suppliers' Non-Conformance Rate](#)
[2020 Supply Chain Sustainability Progress Report](#) 8 and 35-41